


Table of Contents

1.	Summary	5
2.	Verification process	6
2.1.	Contents confirmed before verification	6
2.2.	Verification arrangement.....	8
2.3.	Document Review.....	9
2.4.	Site vi	10
3.	Verific	11
	System and its control	
3.2.	Assessment of GHG data and information	13
3.3.	Assessment of changes from prior period	109
4.	References	110

Verification summary




1. Summary


Background

Verification conclusion

)


)







--


Responsible Party Greenhouse Gas Claim (Self-declaration)



-
-
-
-







3.2. Assessment of GHG data and information

Activity data and emission factor compliance									
Emission categories	Emission source	Facilities or process	Accounting method	Activity data	Unit	Source of activity data	Emission factor/Mass balance coefficient	Source of activity data	GHG emission (tCO ₂ e)
Category 1: direct GHG emissions and removals		<input checked="" type="checkbox"/>							
		<input type="checkbox"/>							


Emission categories	Emission source	Facilities or process
---------------------	-----------------	-----------------------



Emission categories	Emission source	Facilities or process	Accounting method	Activity data	Unit	Source of activity data	
---------------------	-----------------	-----------------------	-------------------	---------------	------	-------------------------	--





Emission categories	Emission source	Facilities or process	Accounting method	Activity data	Unit	Source of activity data	Emission factor/Mass balance coefficient	Source of activity data	GHG emission (tCO ₂ e)
			<input checked="" type="checkbox"/> <input type="checkbox"/>						
			<input checked="" type="checkbox"/> <input type="checkbox"/>						
Category 3: indirect GHG emissions from transportation			<input type="checkbox"/> <input type="checkbox"/>						




Emission categories	Emission source	Facilities or process	Accounting method	Activity data	Unit	Source of activity data	Emission factor/Mass balance coefficient	Source of activity data	GHG emission (tCO ₂ e)
			<input type="checkbox"/> <input checked="" type="checkbox"/> <input type="checkbox"/> <input type="checkbox"/>						
			<input type="checkbox"/>						
			<input type="checkbox"/>						

Emission categories	Emission source	Facilities or process	Accounting method	Activity data	Unit	Source of activity data	Emission factor/Mass balance coefficient	Source of activity data	GHG emission (tCO ₂ e)
			<input type="checkbox"/>						
			<input checked="" type="checkbox"/>						
			<input type="checkbox"/>						
			<input type="checkbox"/>						
			<input type="checkbox"/>						
<input type="checkbox"/>									
<input type="checkbox"/>									


Emission categories	Emission source	Facilities or process	Accounting method	Activity data	Unit	Source of activity data	Emission factor/Mass balance coefficient	Source of activity data	GHG emission (tCO ₂ e)
---------------------	-----------------	-----------------------	-------------------	---------------	------	-------------------------	--	-------------------------	-----------------------------------




Emission categories	Emission source	Facilities or process	Accounting method	Activity data	Unit	Source of activity data	Emission factor/Mass balance coefficient	Source of activity data	GHG emission (tCO ₂ e)
			<input type="checkbox"/> <input checked="" type="checkbox"/> <input type="checkbox"/> <input type="checkbox"/>						
			<input type="checkbox"/>						
			<input type="checkbox"/>						








Emission categories	Emission source	Facilities or process	Accounting method	Activity data	Unit	Source of activity data	Emission factor/Mass balance coefficient	Source of activity data	GHG emission (tCO ₂ e)
Category 4: indirect GHG emissions from products used by organization			<input type="checkbox"/> <input type="checkbox"/> <input type="checkbox"/> <input checked="" type="checkbox"/> <input type="checkbox"/>						
			<input checked="" type="checkbox"/> <input type="checkbox"/> <input type="checkbox"/>						



Emission categories	Emission source	Facilities or process	Accounting method	Activity data	Unit	Source of activity data	Emission factor/Mass balance coefficient	Source of activity data	GHG emission (tCO ₂ e)
			<input type="checkbox"/> <input type="checkbox"/> <input type="checkbox"/> <input checked="" type="checkbox"/> <input type="checkbox"/>						
			<input type="checkbox"/> <input checked="" type="checkbox"/> <input type="checkbox"/>						

Emission categories	Emission source	Facilities or process	Accounting method	Activity data	Unit	Source of activity data	Emission factor/Mass balance coefficient	Source of activity data	GHG emission (tCO ₂ e)
---------------------	-----------------	-----------------------	-------------------	---------------	------	-------------------------	--	-------------------------	-----------------------------------




-
-
-
-
-

Emission categories	Emission source	Facilities or pro
---------------------	-----------------	-------------------






Emission categories	Emission source	Facilities or process	Accounting method	Activity data	Unit	Source of activity data	Emission factor/Mass balance coefficient	Source of activity data	GHG emission (tCO ₂ e)
			<input type="checkbox"/> <input type="checkbox"/> <input checked="" type="checkbox"/> <input type="checkbox"/> <input type="checkbox"/>						
			<input checked="" type="checkbox"/> <input type="checkbox"/> <input type="checkbox"/>						




Emission categories	Emission source	Facilities or process
---------------------	-----------------	-----------------------




Emission categories	Emission source	Facilities or process	Accounting method	Activity data	Unit	Source of activity data	Emission factor/Mass balance coefficient	Source of activity data	GHG emission (tCO ₂ e)
---------------------	-----------------	-----------------------	-------------------	---------------	------	-------------------------	--	-------------------------	-----------------------------------





Emission categories	Emission source	Facilities or process	Accounting method	Activity data	Unit	Source of activity data	Emission factor/Mass balance coefficient	Source of activity data	GHG emission (tCO ₂ e)
---------------------	-----------------	-----------------------	-------------------	---------------	------	-------------------------	--	-------------------------	-----------------------------------

		<input type="checkbox"/>							
		<input type="checkbox"/>							
		<input checked="" type="checkbox"/>							
		<input type="checkbox"/>							
		<input type="checkbox"/>							





Emission categories	Emission source	Facilities or process	Accounting method	Activity data	Unit	Source of activity data	Emission factor/Mass balance coefficient	Source of activity data	GHG emission (tCO ₂ e)
---------------------	-----------------	-----------------------	-------------------	---------------	------	-------------------------	--	-------------------------	-----------------------------------




Emission categories	Emission source	Facilities or process	Accounting method	Activity data	Unit	Source of activity data	Emission factor/Mass balance coefficient	Source of activity data	GHG emission (tCO ₂ e)
---------------------	-----------------	-----------------------	-------------------	---------------	------	-------------------------	--	-------------------------	-----------------------------------











Emission categories	Emission source	Facilities or process	Accounting method	Activity data	Unit	Source of activity data	Emission factor/Mass balance coefficient	Source of activity data	GHG emission (tCO ₂ e)
---------------------	-----------------	-----------------------	-------------------	---------------	------	-------------------------	--	-------------------------	-----------------------------------



Emission categories	Emission source	Facilities or process	Accounting method	Activity data	Unit	Source of activity data	Emission factor/Mass balance coefficient	Source of activity data	GHG emission (tCO ₂ e)
			<input type="checkbox"/> <input type="checkbox"/> <input checked="" type="checkbox"/> <input type="checkbox"/> <input type="checkbox"/>						
			<input checked="" type="checkbox"/> <input type="checkbox"/> <input type="checkbox"/>						

Emission categories	Emission source	Facilities or process	Accounting method	Activity data	Unit	Source of activity data	Emission factor/Mass balance coefficient	Source of activity data	GHG emission (tCO ₂ e)
			<input type="checkbox"/> <input type="checkbox"/> <input checked="" type="checkbox"/> <input type="checkbox"/> <input type="checkbox"/>						
			<input checked="" type="checkbox"/> <input type="checkbox"/> <input type="checkbox"/>						



Emission categories	Emission source	Facilities or process	Accounting method	Activity data	Unit
---------------------	-----------------	-----------------------	-------------------	---------------	------





Emission categories	Emission source	Facilities or process	Accounting method	Activity data	Unit	Source of activity data	Emission factor/Mass
---------------------	-----------------	-----------------------	-------------------	---------------	------	-------------------------	----------------------





Emission categories	Emission source	Facilities or process	Accounting method	Activity data	Unit	Source of activity data	Emission factor/Mass balance coefficient	Source of activity data	GHG emission (tCO ₂ e)
---------------------	-----------------	-----------------------	-------------------	---------------	------	-------------------------	--	-------------------------	-----------------------------------

-
-
-









Emission categories	Emission source	Facilities or process	Accounting method	Activity data	Unit	Source of activity data	Emission factor/Mass balance coefficient	Source of activity data	GHG emission (tCO ₂ e)
			<input type="checkbox"/>						
			<input type="checkbox"/>						
			<input checked="" type="checkbox"/>						
			<input type="checkbox"/>						
			<input type="checkbox"/>						

Emission categories	Emission source	Facilities or process	Accounting method	Activity data	Unit	Source of activity data	Emission factor/Mass balance coefficient	Source of activity data	GHG emission (tCO ₂ e)
			<input type="checkbox"/> <input type="checkbox"/> <input checked="" type="checkbox"/> <input type="checkbox"/> <input type="checkbox"/>						
			<input checked="" type="checkbox"/> <input type="checkbox"/> <input type="checkbox"/>						

Emission categories	Emission source	Facilities or process	Accounting method	Activity data	Unit	Source of activity data	Emission factor/Mass balance coefficient	Source of activity data	GHG emission (tCO ₂ e)
			<input type="checkbox"/> <input type="checkbox"/> <input checked="" type="checkbox"/> <input type="checkbox"/> <input type="checkbox"/>						
			<input checked="" type="checkbox"/> <input type="checkbox"/> <input type="checkbox"/>						

Emission categories	Emission source	Facilities or process	Accounting method	Activity data	Unit	Source of activity data	Emission factor/Mass balance coefficient	Source of activity data	GHG emission (tCO ₂ e)
			<input type="checkbox"/> <input type="checkbox"/> <input checked="" type="checkbox"/> <input type="checkbox"/> <input type="checkbox"/>						
			<input checked="" type="checkbox"/> <input type="checkbox"/> <input type="checkbox"/>						


Emission categories	Emission source	Facilities or process	Accounting method	Activity data	Unit	Source of activity data	Emission factor/Mass balance coefficient	Source of activity data	GHG emission (tCO ₂ e)
<div style="background-color: #cccccc; width: 100%; height: 100%;"></div>			<input type="checkbox"/> <input type="checkbox"/> <input checked="" type="checkbox"/> <input type="checkbox"/> <input type="checkbox"/>	<div style="background-color: black; width: 100%; height: 100%;"></div>		<div style="background-color: black; width: 100%; height: 100%;"></div>			
			<div style="background-color: black; width: 100%; height: 100%;"></div> <input checked="" type="checkbox"/>						

Emission categories	Emission source	Facilities or process	Accounting method	
---------------------	-----------------	-----------------------	-------------------	--



Emission categories	Emission source	Facilities or process	Accounting method	Activity data	Unit	Source of activity data	Emission factor/Mass balance coefficient	Source of activity data	GHG emission (tCO ₂ e)
			<input type="checkbox"/> <input type="checkbox"/> <input checked="" type="checkbox"/> <input type="checkbox"/> <input type="checkbox"/>						
			<input checked="" type="checkbox"/> <input type="checkbox"/> <input type="checkbox"/>						

Emission
categories



Emission categories	Emission source	Facilities or process	Accounting method	Activity data	Unit	Source of activity data	
---------------------	-----------------	-----------------------	-------------------	---------------	------	-------------------------	--



Emission categories	Emission source
---------------------	-----------------





Emission categories	Emission source	Facilities or process	Accounting method	Activity data	Unit	Source of activity data	Emission factor/Mass balance coefficient	Source of activity data	GHG emission (tCO ₂ e)
			<input type="checkbox"/>						
			<input type="checkbox"/>						
			<input checked="" type="checkbox"/>						
			<input type="checkbox"/>						
			<input type="checkbox"/>						
<input checked="" type="checkbox"/>									
<input type="checkbox"/>									
<input type="checkbox"/>									



Emission categories	Emission source	Facilities or process	Accounting method	
---------------------	-----------------	-----------------------	-------------------	--




Emission categories	Emission source	Facilities or process	Accounting method	Activity data	Unit	Source of activity data	Emission factor/Mass balance coefficient	Source of activity data	GHG emission (tCO ₂ e)
---------------------	-----------------	-----------------------	-------------------	---------------	------	-------------------------	--	-------------------------	-----------------------------------



Emission categories	Emission source	Facilities or process	Accounting method	Activity data	Unit	Source of activity data	Emission factor/Mass balance coefficient	Source of activity data	GHG emission (tCO ₂ e)
---------------------	-----------------	-----------------------	-------------------	---------------	------	-------------------------	--	-------------------------	-----------------------------------






Emission categories	Emission source	Facilities or process	Accounting method	Activity data	Unit	Source of activity data	Emission factor/Mass balance coefficient	Source of activity data
---------------------	-----------------	-----------------------	-------------------	---------------	------	-------------------------	--	-------------------------



Emission categories	Emission source	Facilities or process	Accounting method	Activity data	Unit	Source of activity data	Emission factor/Mass balance coefficient	Source of activity data	GHG emission (tCO ₂ e)
			<input type="checkbox"/> <input type="checkbox"/> <input checked="" type="checkbox"/> <input type="checkbox"/> <input type="checkbox"/>						
			<input checked="" type="checkbox"/> <input type="checkbox"/> <input type="checkbox"/>						

Emission categories	Emission source	Facilities or process	Accounting method	
---------------------	-----------------	-----------------------	-------------------	--







Emission categories	Emission source	Facilities or process	Accounting method	Activity data	Unit	Source of activity data	Emission factor/Mass balance coefficient	Source of activity data	GHG emission (tCO ₂ e)
			<input type="checkbox"/> <input type="checkbox"/> <input checked="" type="checkbox"/> <input type="checkbox"/>						
			<input type="checkbox"/>						
			<input type="checkbox"/>						

	Emission source	Facilities or process	Accounting method	Activity data	Unit	Source of activity data	Emission factor/Mass balance coefficient	Source of activity data	GHG emission (tCO ₂ e)
--	-----------------	-----------------------	-------------------	---------------	------	-------------------------	--	-------------------------	-----------------------------------



-
-
-
-







Emission categories	Emission source	Facilities or process	Accounting method	Activity data	Unit	Source of activity data	Emission factor/Mass balance coefficient	Source of activity data	GHG emission (tCO ₂ e)
			<input type="checkbox"/> <input type="checkbox"/> <input checked="" type="checkbox"/> <input type="checkbox"/>						
			<input type="checkbox"/>						
			<input type="checkbox"/>						


Emission categories	Emission source	Facilities or process	Accounting method	Activity data	Unit	Source of activity data	Emission factor/Mass balance coefficient	Source of activity data	GHG emission (tCO ₂ e)
			<input type="checkbox"/> <input type="checkbox"/> <input checked="" type="checkbox"/> <input type="checkbox"/>						
			<input type="checkbox"/>						
			<input type="checkbox"/>						


Emission categories	Emission source	Facilities or process	Accounting method	Activity data	Unit	Source of activity data	Emission factor/Mass balance coefficient	Source of activity data	GHG emission (tCO ₂ e)
---------------------	-----------------	-----------------------	-------------------	---------------	------	-------------------------	--	-------------------------	-----------------------------------



Emission categories	Emission source	Facilities or process	Accounting method	Activity data	Unit	Source of activity data	Emission factor
---------------------	-----------------	-----------------------	-------------------	---------------	------	-------------------------	-----------------









Emission categories	Emission source	Facilities or process	Accounting method	Activity data	Unit	
---------------------	-----------------	-----------------------	-------------------	---------------	------	--




Emission categories	Emission source	Facilities or process	Accounting method	Activity data	Unit	Source of activity data	Emission factor/Mass balance coefficient	Source of activity data	GHG emission (tCO ₂ e)
			<input type="checkbox"/> <input type="checkbox"/> <input checked="" type="checkbox"/> <input type="checkbox"/>						
			<input type="checkbox"/>						
			<input type="checkbox"/>						



Emission categories	Emission source	Facilities or process	Accounting method	Activity data	Unit	Source of activity data	Emission factor/Mass balance coefficient	Source of activity data	GHG emission (tCO ₂ e)
			<input type="checkbox"/> <input type="checkbox"/> <input checked="" type="checkbox"/> <input type="checkbox"/>						
			<input type="checkbox"/>						
			<input type="checkbox"/>						




Emission categories	Emission source	Facilities or process	Accounting method	Activity data	Unit	Source of activity data	Emission factor/Mass balance coefficient	Source of activity data	GHG emission (tCO ₂ e)
---------------------	-----------------	-----------------------	-------------------	---------------	------	-------------------------	--	-------------------------	-----------------------------------





Global warming potential

Gas name	Types of greenhouse gases involved in the verification process	Global warming potential
Carbon dioxide		
Methane		
Nitrous oxide		





Anthropogenic biogenic CO ₂ emissions							
Anthropogenic biogenic other GHG emissions							
Total							


GHG emission analysis


Analysis of emissions of different categories of emission sources


Analysis on emissions of different greenhouse gmET@424















No.	Emission Categories	Facilities	Activity
-----	---------------------	------------	----------







No.	Emission categories	Facilities	Activity data categories	Emission factor categories	Instrument calibration categories	Average score	Total emission (tCO ₂ e)	Emission proportion	Weighted average score
53									
54									






No.	Emission Categories	Facilities	Activity
-----	---------------------	------------	----------







No.	Emission Categories	Facilities	Activity data categories	Emission factor categories	Instrument calibration categories	Average score	Total emission (tCO ₂ e)	Emission proportion	
-----	---------------------	------------	--------------------------	----------------------------	-----------------------------------	---------------	-------------------------------------	---------------------	--



No.	Emission categories	Facilities	Activity data categories	Emission factor categories	Instrument calibration categories	Average score	Total emission (tCO ₂ e)	Emission proportion	Weighted average score
118									



No.	Emission categories	Facilities	Activity data categories	Emission factor categories	Instrument calibration categories	Average score	Total emission (tCO ₂ e)	Emission proportion	Weighted average score
129									
130									



No.	Emission Categories	Facilities	Activity data categories	Emission factors	Instrum
-----	---------------------	------------	--------------------------	------------------	---------






<p>uncertainty analysis</p>	<p>-</p>
-----------------------------	----------

<p>Material discrepancy</p>

3.3. Assessment of changes from prior period

--

4. References



Verification team qualifications:

Team leader Johny Wang:



